

A Novel Highly Stereoselective Synthesis of the A-ring of Taxol via Two Aldol Reactions

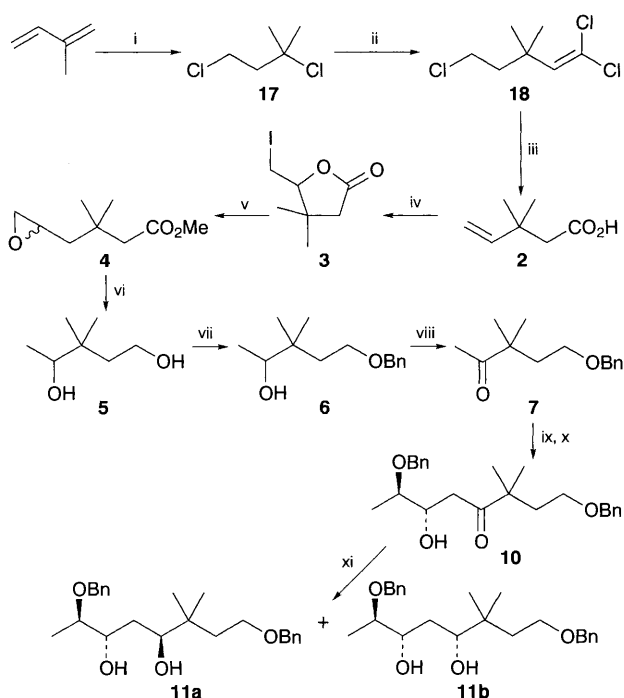
Yu Ding* and Xiang-Rong Jiang

Shanghai Institute of Organic Chemistry, Academia Sinica, 354 Fenglin Lu, Shanghai 200032, China

An efficient, scalable route to the Taxol A-ring synthon is described; high stereoselectivity and regioselectivity are achieved by means of an intermolecular Aldol addition and an intramolecular Aldol condensation.

Efficient routes to taxane diterpenoids¹ have recently been described. The convergent synthesis of Taxol being pursued in this laboratory entails construction of A and C/D ring moieties followed by their coupling with the formation of the ABC ring system. Despite a lot of syntheses of A-ring and the successful total synthesis of Taxol by Holton *et al.* and Nicolaou *et al.*² there still remains much room for development. Here, we report an elegant stereocontrolled formation of the A-ring via an intermolecular Aldol addition and an intramolecular Aldol condensation.

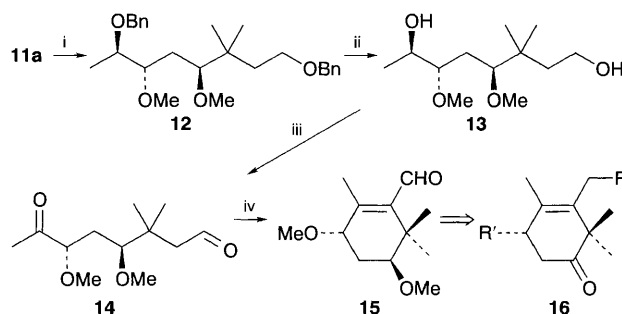
In Scheme 1, **2** was prepared readily on a large scale.³ The carboxylic acid **2**, when treated with potassium iodide/iodine in



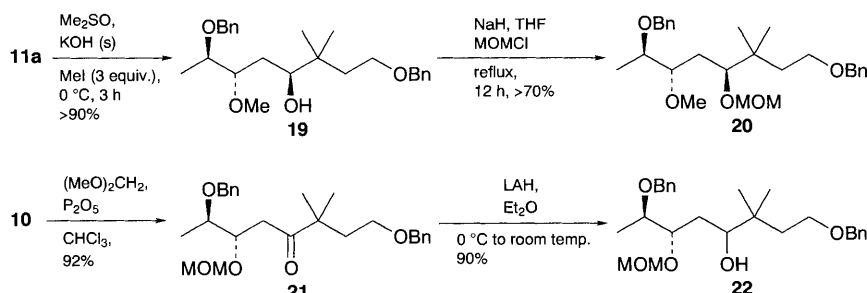
Scheme 1 Reagents and conditions: i, HCl, >90%; ii, CH₂=CH₂, AlCl₃, -15 °C, 91%; iii, NaOH, Me₂SO, (CH₂OH)₂, 180 °C, 76%; iv, NaHCO₃ 5%, KI, I₂, H₂O, room temp., overnight, crude 100%; v, K₂CO₃, MeOH, room temp. overnight, crude 100%; vi, LAH, Et₂O, room temp., 92%; vii, Me₂SO, NaH, BnCl, room temp. 80%; viii, Swern oxidation, 90%; ix, LDA, THF, -78 °C; TMCS, 100%; x, TiCl₄, CH₂Cl₂, -78 °C, 97%; xi, LAH, Et₂O, room temp. 1 h, 90%

sodium hydrogen carbonate solution, was transformed into the iodolactone **3** in quantitative yield. Methanolysis of the iodolactone proceeded smoothly with concomitant loss of iodide and formation of the corresponding epoxide **4** in quantitative yield. The epoxide **4** was reduced to the diol **5** with LAH in diethyl ether in 92% yield. The primary alcohol in diol **5** was selectively protected as its benzyl ether **6** by treating with NaH and then PhCH₂Cl in dry Me₂SO in 80% yield. Then, **6** underwent Swern oxidation to give C-4 ketone **7** in 93% yield. Before the key Aldol reaction, ketone **7** was converted in quantitative yield to the silyl enol ether **9**, which then reacted with 2-benzyloxypropionaldehyde **8**⁴ by treating with TiCl₄ in anhydrous CH₂Cl₂ at -78 °C for 3 h to give only the *erythro* product **10**.[†] Its stereochemistry was deduced from the Felkin rule⁵ and indicated by H-6 and H-7 coupling constant (*J* 4.67 Hz, *erythro*) from its decoupling spectrum. Protection of the C-4 carbonyl group in compound **10** is troublesome. Attempts to protect the C-4 carbonyl group by several methods was unsuccessful. Finally, ketone **10** was converted into diol **11a**, **11b** by LAH reduction in *ca.* 1:1 ratio and 90% total yield. Diol **11a/11b** could be separated easily by flash chromatography. Because the hydroxy group at C-4 is oxidized into the carbonyl group finally (see compound **16** in Scheme 2), both isomers (**11a/11b**) could be used for synthesis of A-ring, but only the synthetic route starting from **11a** is shown in Scheme 2. Their relative stereochemistry was determined by 2D-NOESY of their isopropylidene derivatives.

As shown in Scheme 2, when diol **11a** was treated with NaH, MeI (2.5 equiv.) in DMF at room temp. for 3 h, compound **12** was obtained in 90% yield. However, when diol **11a** (or **11b**)



Scheme 2 Reagents and conditions: i, DMF, NaH, MeI (2.5 eq), room temp. 92%; ii, Pd/C 5%, EtOH, 92%; iii, Swern oxidation, crude 100%; iv, piperidine, HOAc, benzene, reflux, 1 h, 65%



Scheme 3 (MOM = methoxymethyl)

was treated with KOH(s), MeI (3 equiv.) in Me₂SO at 0 °C for 4 h **19** was obtained exclusively in 91% yield (Scheme 3).[‡] Compound **12** was then converted to its diol **13** by hydrogenation over Pd/C(5%) in anhydrous ethanol in 92% yield. Swern oxidation of diol **13** afforded compound **14**, and the crude product **14** was directly transformed to compound **15**[§] with high regioselectivity with piperidine, HOAc in benzene under refluxing⁶ in overall 65% yield. **15** can be used for the construction of the B-ring.

Received, 26th April 1995; Com. 5/02657A

Footnotes

[†] Compound **10**: IR (film): 3600–3100, 2900, 1700, 1450, 1360, 1080, 740, 690 cm⁻¹; ¹H NMR (CDCl₃, 300 MHz): 1.12 (6 H, s), 1.13 (3 H, d, *J* 6.3 Hz), 1.88 (2 H, m), 2.46 (1 H, br s), 2.67 (2 H, m), 3.46 (3 H, m), 4.0 (1 H, m), 4.40 (2 H, s), 4.42 (1 H, d, 11.9 Hz), 4.60 (1 H, d, 11.9 Hz), 7.28 (10 H, m); MS (*m/z*): 385 (M⁺ + 1), 367 (M⁺ + 1 – H₂O); HRMS: 383.2188 (calc. 383.2222).

[‡] Compounds **20** and **22** could be obtained in excellent yields as shown in Scheme 3.

Compound **20**: IR (film): 2900, 1450, 1360, 1260, 1100, 1060, 730, 690 cm⁻¹; ¹H NMR (CDCl₃, 300 MHz): 0.90 (6 H, br s), 1.18 (3 H, d, 6.4 Hz), 1.54 (2 H, m), 1.82 (2 H, m), 3.36 (3 H, s), 3.40 (3 H, s), 3.45 (1 H, m), 3.56 (3 H, m), 3.70 (1 H, m), 4.50 (3 H, m), 4.65 (2 H, m), 4.76 (1 H, dd), 7.32 (10 H, m); MS (*m/z*): (M = 444), 430 (M⁺ + 1 – CH₃).

[§] Compound **15**: IR (film): 2850, 1700, 1680, 1450, 1350, 1180, 1080 cm⁻¹; ¹H NMR (CDCl₃, 300 MHz): 1.20 (3 H, s), 1.22 (3 H, s), 1.30 (3 H, s), 2.18 (2 H, m), 2.71 (1 H, dd, 12.0, *J* 3.7 Hz), 2.85 (1 H, dd, 11.8, *J* 4.4 Hz), 3.38 (3 H, s), 3.46 (3 H, s), 9.98 (1 H, d, 4.9 Hz); MS (*m/z*): 211

(M⁺ – 1), 197 (M⁺ – CH₃); HRMS (M⁺ – CH₃): 197.1177 (calc. 197.1170).

References

- For reviews see: (a) K. C. Nicolaou, W. M. Dai and R. K. Guy, *Angew. Chem., Int. Ed. Engl.*, 1994, **33**, 15; (b) A. N. Boa, P. R. Jenkins and N. J. Lawrence, *Contemporary Organic Synthesis*, 1994, **1** 47; (c) L. A. Paquette, in *Studies in Natural Products Chemistry*, ed. A. U. Rahman, Elsevier, Amsterdam, 1992, vol. II p. 3; (d) C. S. Swindell, *Org. Prep. Proc. Int.*, 1991, **23**, 465.
- (a) K. C. Nicolaou, Z. Yang, H. Ueno, P. G. Nantermet, R. K. Guy, C. F. Clairborne, J. Renaud, E. A. Couladouros, K. Paulvannan and E. J. Sorensen, *Nature*, 1994, **367**, 630; (b) R. A. Holton, Carmen Somoza, Hyeong-Baik Kim, Feng Liang, Ronald J. Biediger, P. Douglas Boatman, Mitsuru Shindo, Chase C. Smith, Soekchan Kim, Hossain Nadizadeh, Yukio Suzuki, Chunlin Tao, Phong Vu, Suhan Tang, Pingsheng Zhang, Krishna K. Murthi, Lisa N. Gentile and Jyanwei H. Liu, *J. Am. Chem. Soc.*, 1994, **116**, 1597; (c) R. A. Holton, Hyeong-Baik Kim, Carmen Somoza, Feng Liang, Ronald J. Biediger, P. Douglas Boatman, Mitsuru Shindo, Chase C. Smith, Soekchan Kim, Hossain Nadizadeh, Yukio Suzuki, Chunlin Tao, Phong Vu, Suhan Tang, Pingsheng Zhang, Krishna K. Murthi, Lisa N. Gentile and Jyanwei H. Liu, *J. Am. Chem. Soc.*, 1994, **116**, 1599.
- Y. Ding, *Acta Chim. Sinica* 1980, **38**, 89; V. Jäger, H. J. Gunther, *Tetrahedron Lett.*, 1977, **29**, 2543; W. A. Kleschick, *J. Org. Chem.*, 1986, **51**, 5429; K. Kondo, K. Matsui, A. Negishi and Y. Takahatake, *Gen. Offen.*, 1976, **2**, 539, 895.
- K. Takai and C. H. Heathcock, *J. Org. Chem.*, 1985, **50**, 3247.
- (a) D. A. Evans and J. R. Gage, *Tetrahedron Lett.*, 1990, **31**, 6129; (b) M. Cherest, H. Felkin and N. Prudent, *Tetrahedron Lett.*, 1968, 2199.
- (a) S. D. Burke, C. W. Murtiashaw and M. S. Dike, *J. Org. Chem.*, 1982, **47**, 1349; (b) J. Wolinsky, M. R. Slabaugh and T. Gibson, *J. Org. Chem.*, 1964, **29**, 3740.